



## Bath Club

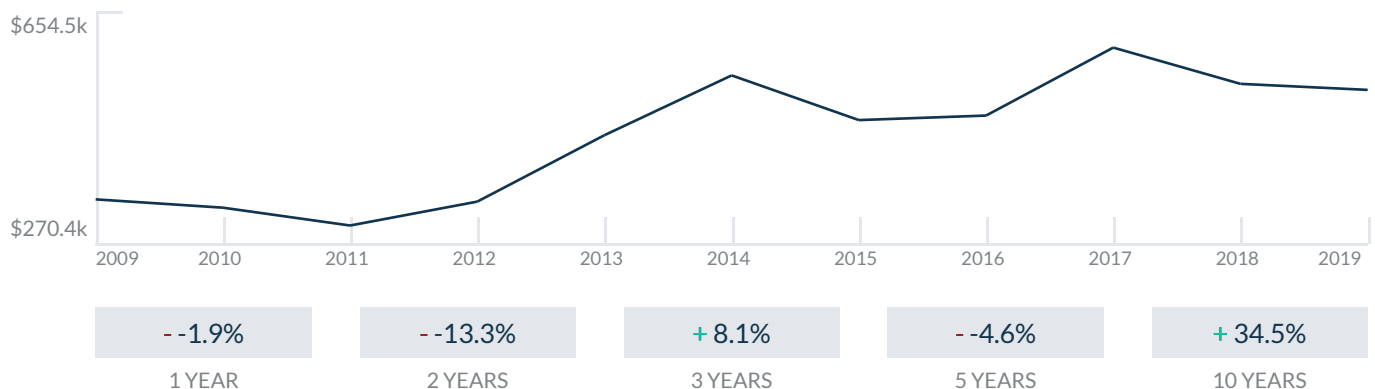
5959 Collins Ave  
Miami Beach, FL 33140

Every month we compile this comprehensive market report focus on Bath Club in this convenient and easy to read format. Our datas comes from more than six different sources including MLS Associations, County Offices and Financial Institutions. Get this report for free every month on our website [bathclubapartments.com](http://bathclubapartments.com).

## Property Stats

POSTAL CODE 33140

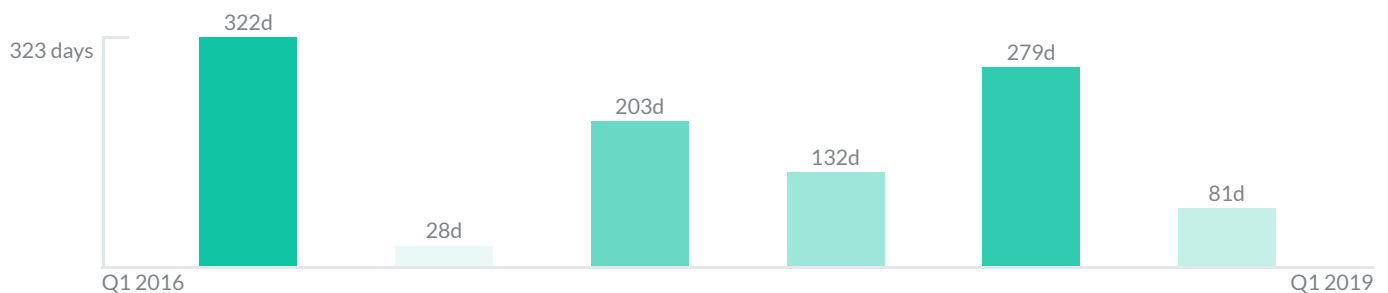
The property stats graph represents the median price evolution since ten years in your postal code area.



## Similar Properties

DAYS ON THE MARKET

Everyday 3 months we monitor how many days it takes for similar properties to be sold. This is also a good indicator to know when to buy or sale!



# Mortgage Rates

PER YEAR

Understanding mortgage economics is important when you want to buy with a loan. Below is the historical yearly average mortgage rates in the Unites States retrieved from Freddie Mac©

30 YEARS FIXED 4.4%



15 YEARS FIXED 3.9%



5/1-YEAR ADJUSTABLE 3.9%



# Schools

CLOSEST

Having good schools nearby is important if you have kids or plan to rent or sell your home. Ratings are retrieved from the leading independent and nonprofit GreatSchools©

ELEMENTARY SCHOOL  
Mater Academy Miami Beach  
8/10

MIDDLE SCHOOL  
Miami Arts Charter School  
10/10

HIGH SCHOOL  
Design & Architecture Senior High School  
10/10

# Insights

IN BATH CLUB

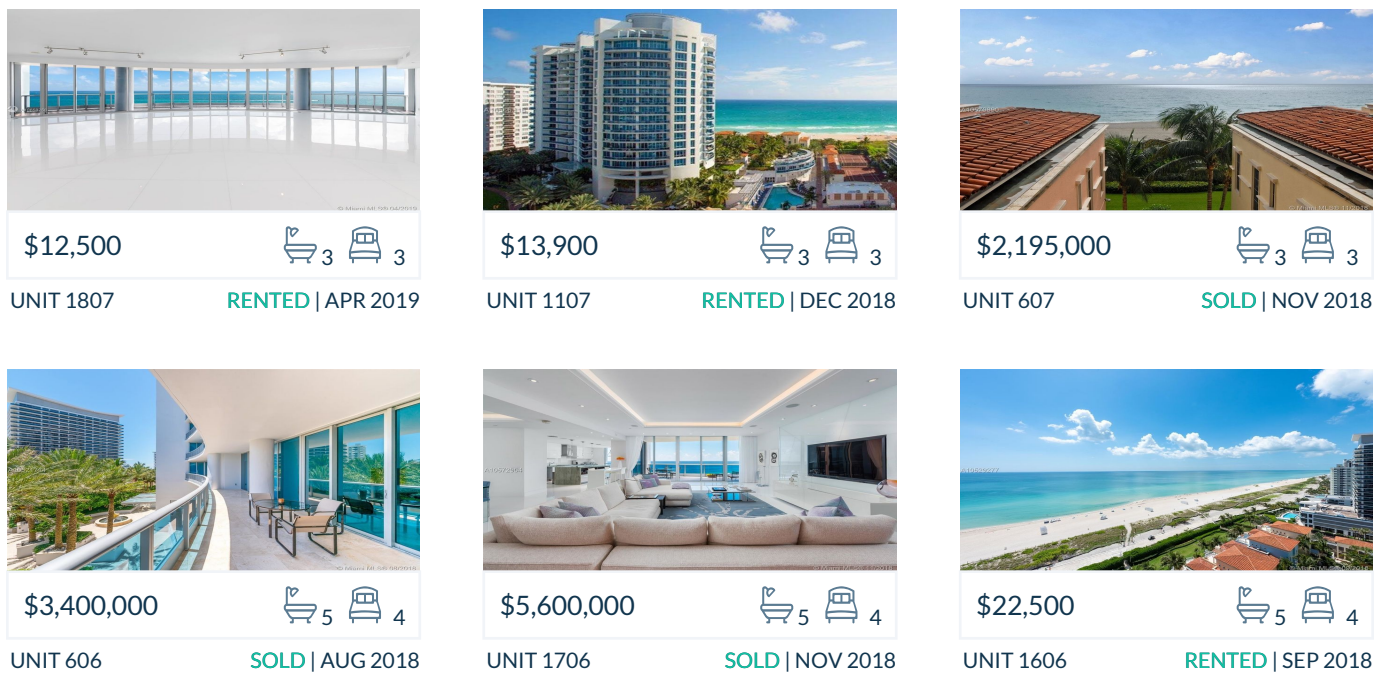
Below the average listing prices of available unit per property type.



# Activity

SOLD OR RENTED

Below the latest transactions reported by the local MLS Association for Bath Club



## Sold

LAST 20 PROPERTIES SOLD IN BATH CLUB

Unit	Price	Beds/Baths	\$/Sqft	Sqft	Buying Date	Days on Market
607	\$2,195,000	3/3	\$741.8	2,959	Mar 2019	57
606	\$3,400,000	4/5	\$822.2	4,135	Feb 2019	119
1706	\$5,600,000	4/5	\$1,354.3	4,135	Feb 2019	68
1204	\$4,390,000	3/3	\$1,102.5	3,982	Aug 2018	279
1103	\$3,799,000	4/4	\$1,043.7	3,640	Jun 2018	149
1905	\$4,350,000	4/4	\$1,142.6	3,807	May 2018	115
803	\$4,200,000	3/4	\$1,153.8	3,640	Oct 2017	238
1001	\$1,599,000	3/3	\$776.6	2,059	Oct 2017	168
1701	\$1,950,000	2/2	\$947.1	2,059	Apr 2016	28
901	\$1,795,000	2/3	\$871.8	2,059	Mar 2016	410
1401	\$1,895,000	2/2	\$920.3	2,059	Jan 2016	233
605	\$2,850,000	4/4	\$748.6	3,807	Dec 2015	557
3006	\$7,900,000	5/5	\$1,389.6	5,685	Nov 2015	343
1802	\$3,595,000	3/4	\$1,397.7	2,572	Aug 2015	79
1007	\$4,300,000	3/3	\$1,453.2	2,959	Jun 2015	142
1402	\$3,275,000	3/3	\$1,273.3	2,572	May 2015	0
908	\$1,200,000	2/2	\$630.3	1,904	Apr 2015	358
1101	\$1,875,000	2/2	\$910.6	2,059	Mar 2015	179
903	\$4,650,000	4/4	\$1,277.5	3,640	Mar 2015	47
1901/2	\$6,875,000	3/3	\$1,484.6	4,631	Nov 2014	158

## Rented

LAST 20 PROPERTIES RENTED IN BATH CLUB

Unit	Price	Beds/Baths	\$/Sqft	Sqft	Rented Date	Days on Market
1807	\$12,500	3/3	\$4.2	2,959	Jun 2019	26
1107	\$13,900	3/3	\$4.7	2,959	Jun 2019	178
1606	\$22,500	4/5	\$5.4	4,135	Nov 2018	74
1402	\$13,500	3/3	\$5.2	2,572	Nov 2018	150
1108	\$6,100	2/2	\$3.2	1,904	Aug 2018	167
1202	\$10,000	3/3	\$3.9	2,572	Apr 2018	295
PH20...	\$23,000	3/3	\$7.8	2,959	Nov 2017	272
1002	\$9,500	3/4	\$3.7	2,572	Nov 2017	156
PH20...	\$23,000	3/3	\$7.8	2,959	Oct 2016	188
1108	\$6,200	2/2	\$3.3	1,904	Oct 2016	165
1802	\$15,000	3/4	\$5.8	2,572	Aug 2016	115
1202	\$13,500	3/4	\$5.2	2,572	Jul 2016	142
1208	\$6,850	2/2	\$3.6	1,904	Jun 2016	48
1402	\$10,000	3/3	\$3.9	2,572	Jun 2016	130
1107	\$14,900	3/3	\$5.0	2,959	Jan 2016	72
1002	\$12,000	3/4	\$4.7	2,572	Dec 2015	83
1802	\$25,000	3/4	\$9.7	2,572	Dec 2015	34
1402	\$15,000	3/3	\$5.8	2,572	Aug 2015	116
702	\$9,500	3/4	\$3.7	2,572	Jun 2015	105
1906	\$18,000	4/5	\$4.4	4,135	Jun 2015	86

## Currently Listed

---

ACTIVE LISTINGS 1/2

Unit	Price	Beds/Baths	\$/Sqft	Sqft	Listing Date	Owner
PH20...	\$23,000/mth	3/3	\$7.8	2959	Jul 2018	N/A
601	\$1,250,000	2/3	\$607.1	2059	Sep 2018	N/A
702	\$2,750,000	3/4	\$1,069.2	2572	Mar 2018	BATH CLUB S...
907	\$3,850,000	3/3	\$1,301.1	2959	Sep 2016	N/A
1101	\$1,495,000	2/3	\$726.1	2059	Feb 2019	N/A
1101	\$6,000/mth	2/3	\$2.9	2059	Feb 2019	N/A
1104	\$4,950,000	3/3	\$1,243.1	3982	Feb 2019	N/A
1107	\$4,950,000	3/3	\$1,672.9	2959	Dec 2018	N/A
1107	\$13,900/mth	3/3	\$4.7	2959	Jun 2019	N/A
1201	\$1,599,000	2/3	\$776.6	2059	Nov 2018	N/A
1202	\$2,950,000	3/3	\$1,147.0	2572	Apr 2019	N/A
1203	\$18,000/mth	4/4	\$4.9	3640	Mar 2019	N/A
1208	\$6,699/mth	2/2	\$3.5	1904	Apr 2019	N/A
1208	\$1,499,000	2/2	\$787.3	1904	Apr 2019	N/A
1402	\$13,000/mth	3/3	\$5.1	2572	Mar 2019	N/A
1502	\$3,299,000	3/3	\$1,282.7	2572	Aug 2018	BRIANT T JACO...
1605	\$22,500/mth	4/4	\$5.9	3807	May 2018	FARID SULEM...
1605	\$5,900,000	4/4	\$1,549.8	3807	Feb 2019	N/A
1606	\$25,000/mth	4/5	\$6.0	4135	Jul 2019	N/A
1607	\$4,600,000	3/3	\$1,554.6	2959	Sep 2016	SCOTT KILLOH

## Currently Listed

---

ACTIVE LISTINGS 2/2

Unit	Price	Beds/Baths	\$/Sqft	Sqft	Listing Date	Owner
1802	\$3,888,000	3/3	\$1,511.7	2572	Mar 2019	N/A
1802	\$15,000/mth	3/3	\$5.8	2572	Mar 2019	N/A
1901/...	\$6,950,000	3/3	\$1,500.8	4631	Aug 2019	N/A