

Market Report

February, 2021



Bath Club

5959 Collins Ave
Miami Beach, FL 33140

Every month we compile this comprehensive market report focus on Bath Club in this convenient and easy to read format. Our data comes from more than six different sources including MLS Associations, County Offices and Financial Institutions. Get this report for free every month on our website bathclubapartments.com.

Property Stats

POSTAL CODE 33140

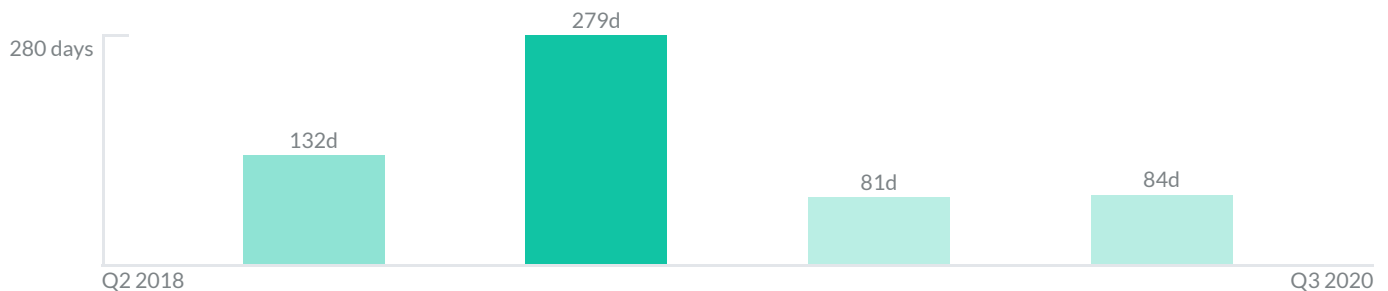
The property stats graph represents the median price evolution since ten years in your postal code area.



Similar Properties

DAYS ON THE MARKET

Everyday 3 months we monitor how many days it takes for similar properties to be sold. This is also a good indicator to know when to buy or sale!

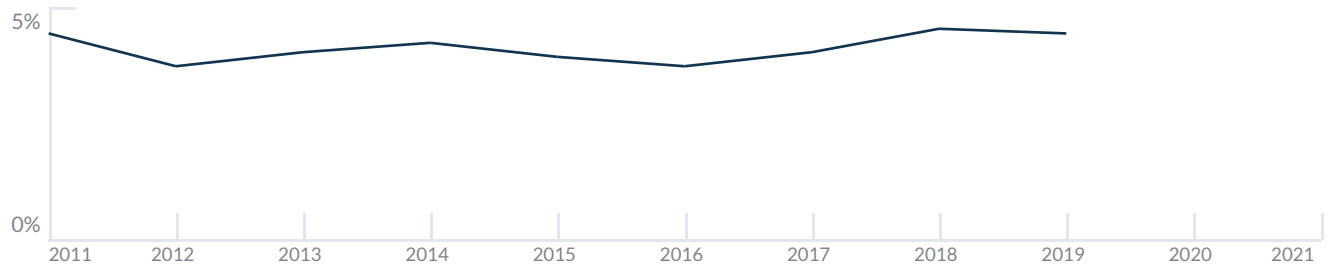


Mortgage Rates

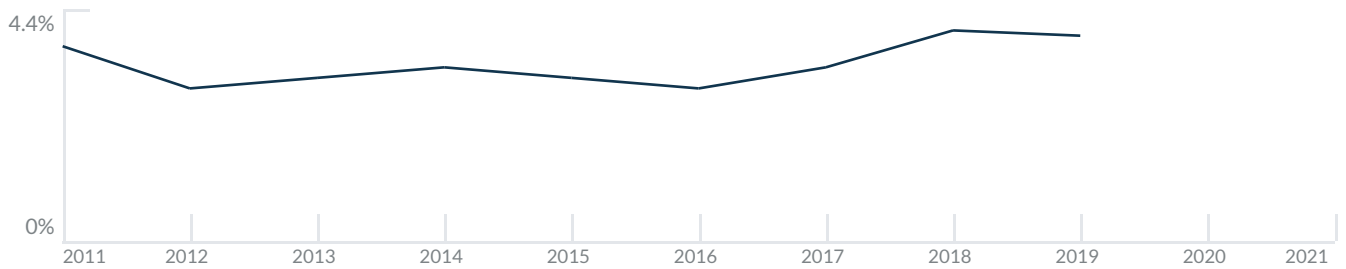
PER YEAR

Understanding mortgage economics is important when you want to buy with a loan. Below is the historical yearly average mortgage rates in the Unites States retrieved from Freddie Mac©

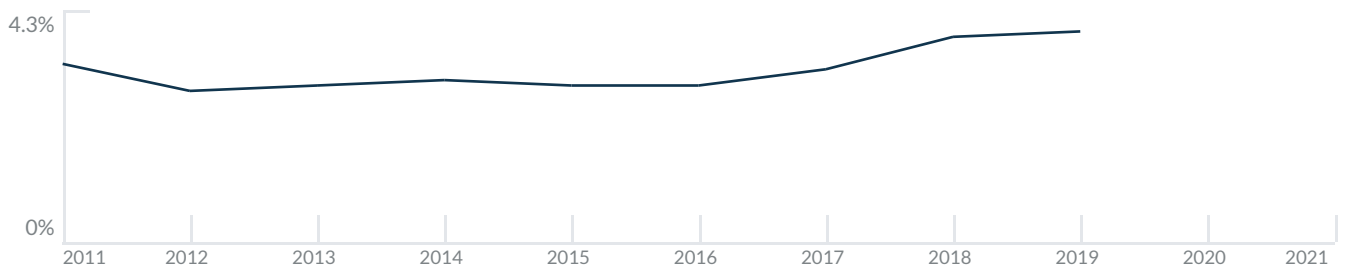
30 YEARS FIXED 4.4%



15 YEARS FIXED 3.9%



5/1-YEAR ADJUSTABLE 3.9%



Schools

CLOSEST

Having good schools nearby is important if you have kids or plan to rent or sell your home. Ratings are retrieved from the leading independent and nonprofit GreatSchools©

ELEMENTARY SCHOOL
Mater Academy Miami Beach
8/10

MIDDLE SCHOOL
Miami Arts Charter School
10/10

HIGH SCHOOL
Design & Architecture Senior High School
10/10

Insights

IN BATH CLUB

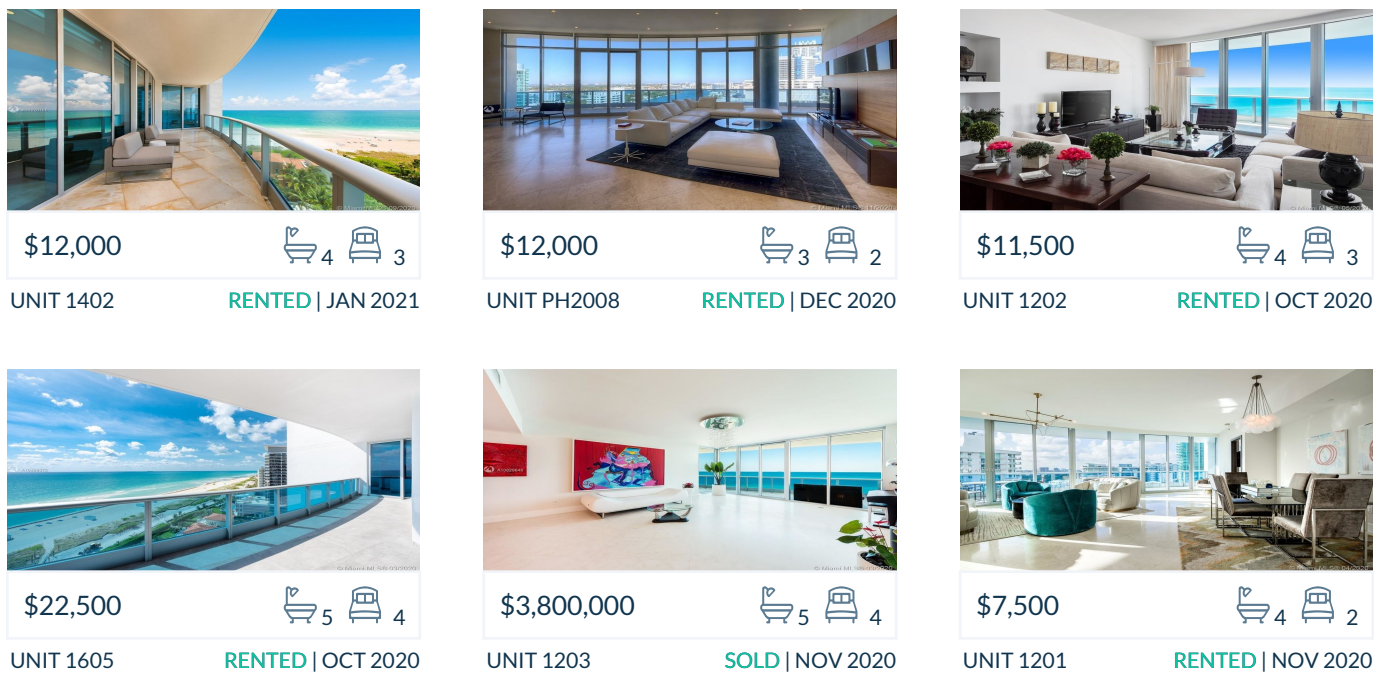
Below the average listing prices of available unit per property type.



Activity

SOLD OR RENTED

Below the latest transactions reported by the local MLS Association for Bath Club



Sold

LAST 20 PROPERTIES SOLD IN BATH CLUB

Unit	Price	Beds/Baths	\$/Sqft	Sqft	Buying Date	Days on Market
1203	\$3,800,000	4/5	\$1,044.0	3,640	Aug 2020	84
607	\$2,195,000	3/4	\$741.8	2,959	Mar 2019	57
606	\$3,400,000	4/6	\$822.2	4,135	Feb 2019	119
1706	\$5,600,000	4/6	\$1,354.3	4,135	Feb 2019	68
1204	\$4,390,000	3/3	\$1,102.5	3,982	Aug 2018	279
1204	\$4,390,000	3/4	\$1,102.5	3,982	Aug 2018	279
1103	\$3,799,000	4/5	\$1,043.7	3,640	Jun 2018	149
1905	\$4,350,000	4/5	\$1,142.6	3,807	May 2018	115
803	\$4,200,000	3/4	\$1,153.8	3,640	Oct 2017	238
803	\$4,200,000	3/5	\$1,153.8	3,640	Oct 2017	238
1001	\$1,599,000	3/3	\$776.6	2,059	Oct 2017	168
1001	\$1,599,000	3/4	\$776.6	2,059	Oct 2017	168
1701	\$1,950,000	2/2	\$947.1	2,059	Apr 2016	28
1701	\$1,950,000	2/3	\$947.1	2,059	Apr 2016	28
901	\$1,795,000	2/3	\$871.8	2,059	Mar 2016	410
901	\$1,795,000	2/31	\$871.8	2,059	Mar 2016	410
1401	\$1,895,000	2/2	\$920.3	2,059	Jan 2016	233
1401	\$1,895,000	2/21	\$920.3	2,059	Jan 2016	233
605	\$2,850,000	4/4	\$748.6	3,807	Dec 2015	557
605	\$2,850,000	4/41	\$748.6	3,807	Dec 2015	557

Rented

LAST 20 PROPERTIES RENTED IN BATH CLUB

Unit	Price	Beds/Baths	\$/Sqft	Sqft	Rented Date	Days on Market
1402	\$12,000	3/4	\$4.7	2,572	Jan 2021	80
PH20...	\$12,000	2/3	\$6.3	1,904	Dec 2020	28
1202	\$11,500	3/4	\$4.5	2,572	Oct 2020	129
1605	\$22,500	4/5	\$5.9	3,807	Oct 2020	911
1201	\$7,500	2/4	\$3.6	2,059	Aug 2020	126
1107	\$12,500	3/4	\$4.2	2,959	Mar 2020	36
1002	\$10,000	3/5	\$3.9	2,572	Mar 2020	116
1802	\$15,000	3/4	\$5.8	2,572	Dec 2019	282
1606	\$22,500	4/6	\$5.4	4,135	Nov 2019	148
1208	\$6,499	2/3	\$3.4	1,904	Nov 2019	193
1101	\$6,000	2/4	\$2.9	2,059	Oct 2019	229
1402	\$13,000	3/4	\$5.1	2,572	Oct 2019	196
1807	\$12,500	3/4	\$4.2	2,959	Jun 2019	26
1107	\$13,900	3/4	\$4.7	2,959	Jun 2019	178
1606	\$22,500	4/6	\$5.4	4,135	Nov 2018	74
1402	\$13,500	3/4	\$5.2	2,572	Nov 2018	150
1108	\$6,100	2/3	\$3.2	1,904	Aug 2018	167
1202	\$10,000	3/3	\$3.9	2,572	Apr 2018	295
1202	\$10,000	3/4	\$3.9	2,572	Apr 2018	295
PH20...	\$23,000	3/3	\$7.8	2,959	Nov 2017	272

Currently Listed

ACTIVE LISTINGS 1/1

Unit	Price	Beds/Baths	\$/Sqft	Sqft	Listing Date	Owner
PH20...	\$25,000/mth	3/4	\$8.4	2959	Sep 2020	ROBERT R AD...
PH	\$11,600,000	7/10	\$1,407.4	8242	Dec 2020	JOHN HANNAN
706	\$4,295,000	4/5	\$1,038.7	4135	Dec 2020	DD PROPERTI...
807	\$3,399,000	3/4	\$1,148.7	2959	Jan 2021	JOHN R DARV...
1101	\$1,495,000	2/4	\$726.1	2059	Jan 2021	FRANKLIN MI...
1104	\$4,950,000	3/4	\$1,243.1	3982	Dec 2020	JOSEPH COH...
1201	\$1,599,000	2/4	\$776.6	2059	Jan 2021	ALEXANDER J...
1207	\$3,349,000	3/4	\$1,131.8	2959	Jan 2021	N/A
1402	\$3,150,000	3/4	\$1,224.7	2572	Dec 2020	N/A
1407	\$6,100,000	4/6	\$1,254.4	4863	Jan 2021	RODNEY O N...
1502	\$2,860,000	3/4	\$1,112.0	2572	Jan 2021	BRIAN T JACO...
1503	\$17,500/mth	3/5	\$4.8	3640	Jan 2021	N/A
1605	\$5,795,000	4/5	\$1,522.2	3807	Jan 2021	FARID SULEM...
1606	\$5,850,000	4/6	\$1,414.8	4135	Dec 2020	FARID SULEM...
1606	\$22,000/mth	4/6	\$5.3	4135	Dec 2020	FARID SULEM...
1607	\$3,899,900	3/4	\$1,318.0	2959	Jan 2021	SCOTT KILLOH
1802	\$3,888,000	3/4	\$1,511.7	2572	Nov 2020	KOHHANN YEE
1807	\$4,699,000	2/4	\$1,588.0	2959	Nov 2020	